

EPDM Impact Protection Slabs

Tender Specification

EUROFLEX EPDM Impact Protection Slabs 500x500 mm thickness and critical fall high in accordance with EN 1177:2018 two layers, colour under surface red upper surface EPDM colour sheet (slight material-related colour variation possible), PUR- bonded, elastic rubber granulate slabs water permeable, drainable under surface with approx. 240 semicircle burling per m², on two opposite side areas are 8 holes with an diameter of 15 mm (for the 30mm slabs is the diameter approx. 7 mm), for the stable installation of the integrated connector pins.

Dimensions [mm]	Weight [kg/ unit]	Max. Fall Height
500 x 500 x 30	approx. 5,6	1,00
500 x 500 x 40	approx. 8,1	1,20
500 x 500 x 50	approx. 8,4	1,40
500 x 500 x 55	approx. 9,3	1,60
500 x 500 x 70	approx. 10,8	2,10
500 x 500 x 80	approx. 12,2	2,40
Softsystem 90	approx. 11,0	3,00

Slight material-related colour variations possible.

Dimensional tolerances: length, width: +/- 0,8 %, thickness: +/- 2 mm

Basic material Softsystem layer material 30mx 1m thickness 20 mm

Top slabs 70mm for Softsystem 90



2 or 3 mixed colours are possible



Plastic connector pins included

Characteristics:



Standard Slabs 500x500x30, 40, 50, 55, 70, 80 mm
 upper surface smooth with open pores
under surface dimple textured for drainage
61 full burl, 20 half burl, 4 corner burl

EPDM Impact Protection Slabs

Manufacturer

KRAIBURG Relastec GmbH & Co.KG

Fuchsberger Str. 4, D-29410 Salzwedel

Tel.. +49/8683-701-145, Fax.: +49/8683-701-4-145

Material: granulated recycled rubber and colored MDI polyurethane with EPDM rubber surface

Physical Characteristics:

Permissible fall height:	in accordance EN 1177:2018, EN 1176-1:2017	
Fire resistance:	Class Bfl s1	DIN EN 13501-1:2018
Tensile strength:	1,16 N/mm ²	BS 7188-8
Elongation at break:	78 % EPDM shift, 58% under shift BS 7188-8	
Abrasion resistance:	rV 5,9	BS 7188-4
Chemical resistance:	conditionally resistant to acids and bases	
Salt water resistance:	resistant in accordance with	DIN EN ISO 175, DIN EN ISO 3386-2
UV resistance:	A damage of the material could not be found after 5 000h UV rays of 800MJ/m ² (approx. 10 years of of sunshine rays) DIN EN ISO 3386-2, DIN EN 1297	

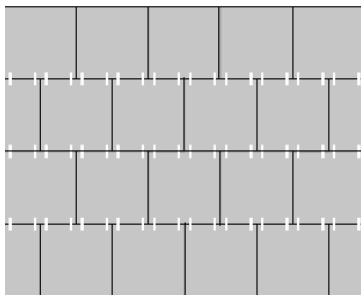
Installation Instruction

Pour level layer of lean concrete or crushed rock over frost-stable sub grade.

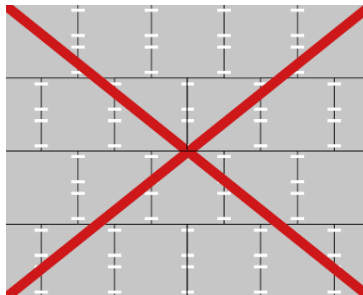
If the surface covered is an existing concrete or asphalt surface, take care to provide sufficient slope for water drain-off and level off any irregularities.

Note the complete Installation Instruction.

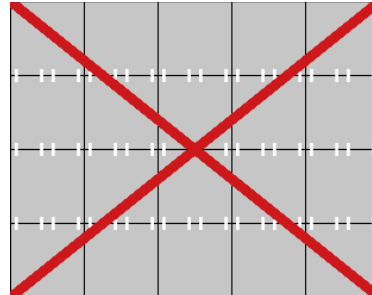
Correct: „T“-joints




**Incorrect: „T“-joints
Installed in line**



Incorrect: cross joints



Reference areas



www.saltex.eu

